

# ICC-ES Evaluation Report


ESR-5117

Reissued January 2024

Subject to renewal October 2025

ICC-ES Evaluation Reports are not to be construed as representing aesthetics or any other attributes not specifically addressed, nor are they to be construed as an endorsement of the subject of the report or a recommendation for its use. There is no warranty by ICC Evaluation Service, LLC, express or implied, as to any finding or other matter in this report, or as to any product covered by the report.

Copyright © 2024 ICC Evaluation Service, LLC. All rights reserved.

<b>DIVISION: 33 00 00— UTILITIES</b>  <b>Section: 33 46 00— Subdrainage</b>	<b>REPORT HOLDER:</b>  <b>WATERPROOF.COM LLC</b>	<b>EVALUATION SUBJECT:</b>  <b>FAST TRACK BASEMENT SYSTEM</b>	
---	--	---	---

## 1.0 EVALUATION SCOPE

Compliance with the following codes:

- 2021, 2018 and 2015 [International Building Code® \(IBC\)](#)
- 2021, 2018 and 2015 [International Residential Code® \(IRC\)](#)

Property evaluated:

- Foundation Drainage

## 2.0 USES

The Fast Track Basement System is used to discharge the ground-water and a supplement to the subsoil drainage system described in IBC Section 1805.4 and IRC Section R405.

## 3.0 DESCRIPTION

### 3.1 General:

The Fast Track Basement System consists of an extruded drain pipes and Fast Track fittings used to discharge ground-water to an approved area in accordance with the IBC or IRC as applicable.

Fast Track Basement System is manufactured from extruded polyvinyl chloride (PVC) compound. The components of the system are described in Sections 3.2 and 3.3. [Figure 1](#) of this report depicts a cross section of a typical application of the channel.

### 3.2 Fast Track Basement System Drain Pipes

The Fast Track Basement System drain pipes are 6 feet long (1.83 m), nominal 3½ inches (88.9 mm) wide and nominal 1½ inches (38.1 mm) high.

Ground-water enters the drain pipes through openings in the exterior vertical face of the Fast Track drain pipe, and passes through the system to Fast Track outlet fittings which connects to an approved discharge area in accordance with the IBC or IRC as applicable.

### 3.3 Fast Track Basement System Fittings

The Fast Track Basement System fittings are used to connect the Fast Track drain pipes and to an approved drainage disposal system. The fittings consist of snap joint straight connectors, 90° corners, “Tee” connectors, sump drop and inspection ports. See [Figure 2](#) of this report for illustrations of the various fitting types.

The snap joint straight connectors are fitted directly on top of the drain pipes butt joint covering the joint and the 90° corners and “Tee” connectors are manufactured with an interior taper so that the drain pipes are slip fit into the fittings, without the use of solvents or adhesives, to form the foundation drain system.

## 4.0 DESIGN AND INSTALLATION

Fast Track Basement System drain pipe has a flow capacity of minimum of 5.8 gallon per minute (22 liter per minute).

Discharge of the Fast Track Basement System must be designed in accordance with IBC Section 1805.4.3 or IRC Section R405.1, as applicable.

The Fast Track Basement System must be installed in accordance with the manufacturer's published installation instructions and this report. A copy of the manufacturer's published installation instructions must be available at the job site at all times during installation.

## 5.0 CONDITIONS OF USE:

The Fast Track Basement System described in this report complies with, or is a suitable alternative to what is specified in, those codes listed in Section 1.0 of this report, subject to the following conditions:

- 5.1 Installation must comply with this report, the manufacturer's published installation instructions and the applicable code. In the event of a conflict between the manufacturer's published installation instructions and this report, this report governs.
- 5.2 The Fast Track Basement System must be designed as a supplement to the subsoil drainage system described in IBC Section 1805.4 and IRC Section R405.
- 5.3 Dampproofing and waterproofing shall be in accordance with IBC Section 1805.1 and IRC Section R406.

## 6.0 EVIDENCE SUBMITTED

- 6.1 Manufacturer's published descriptive literature and installation instructions.
- 6.2 Engineering calculations addressing water flow capacity of the Fast Track Basement System.
- 6.3 Quality documentation in accordance with [ICC-ES Acceptance Criteria for Quality Documentation \(AC10\)](#).

## 7.0 IDENTIFICATION

- 7.1 Fast Track Basement System components must be labeled with the manufacturer's name and this evaluation report number (ESR-5117).
- 7.2 The report holder's contact information is the following:

**WATERPROOF.COM LLC**  
**626 BRAKKE DRIVE**  
**HUDSON, WISCONSIN 54016**  
**(651) 644-2000**  
[www.waterproof.com](http://www.waterproof.com)

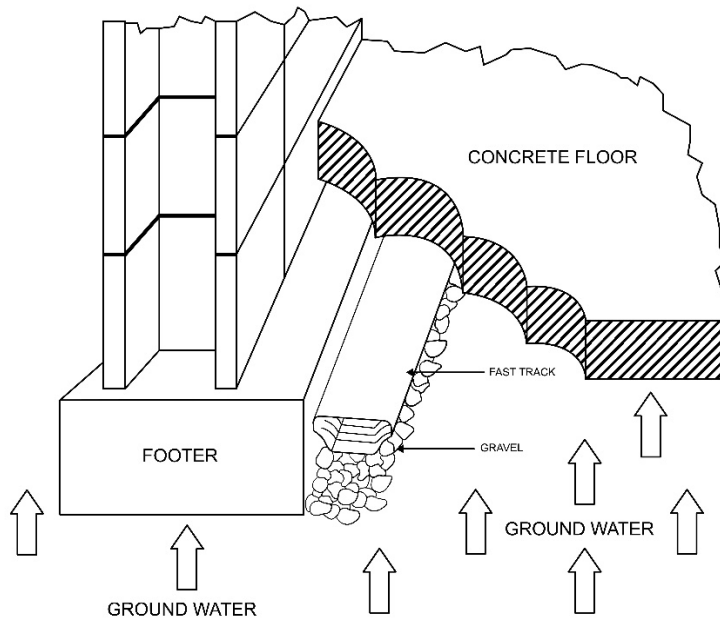


FIGURE 1—INSTALLATION CROSS SECTION

**Note:** For illustrative purposes only

## Fast Track Basement System

- |                                   |                                |
|-----------------------------------|--------------------------------|
| 1. Fast Track 6-foot Main Section | 4. Fast Track Tee              |
| ◦ Sold in cartons of 90 feet      | ◦ Sold in cartons of 4         |
| 2. Fast Track Inspection Port     | 5. Fast Track Universal Corner |
| ◦ Sold in cartons of 4            | ◦ Sold in cartons of 4         |
| 3. Fast Track Snap Joint          | 6. Fast Track Sump Drop        |
| ◦ Sold in cartons of 36           | ◦ Sold in cartons of 4         |




FIGURE 2—SYSTEM COMPONENTS