

ICC-ES Evaluation Report

ESR-3923

Reissued May 2025


This report also contains:

- CA Supplement

Subject to renewal May 2026

ICC-ES Evaluation Reports are not to be construed as representing aesthetics or any other attributes not specifically addressed, nor are they to be construed as an endorsement of the subject of the report or a recommendation for its use. There is no warranty by ICC Evaluation Service, LLC, express or implied, as to any finding or other matter in this report, or as to any product covered by the report.

Copyright © 2025 ICC Evaluation Service, LLC. All rights reserved.

DIVISION: 07 00 00— THERMAL AND MOISTURE Section: 07 46 33— Plastic Siding	REPORT HOLDER: NEWTECHWOOD AMERICA, INC.	EVALUATION SUBJECT: NEWTECHWOOD US09, UH46, UH58 AND UH68 TONGUE AND GROOVE ALL WEATHER SIDING BOARDS	
---	---	--	---

1.0 EVALUATION SCOPE

Compliance with the following codes:

- 2021, 2018 and 2015 [International Building Code® \(IBC\)](#)
- 2021, 2018 and 2015 [International Residential Code® \(IRC\)](#)

Properties evaluated:

- Structural
- Durability
- Surface-burning characteristics
- Ignition Resistance

2.0 USES

The NewTechWood US09, UH46, UH58 and UH68 Tongue and Groove All Weather Siding Boards described in this evaluation report are intended for use as an exterior wall cladding or interior wall finish in all types of construction under the IBC and dwellings constructed in accordance with the IRC.

3.0 DESCRIPTION

3.1 Materials:

3.1.1 US09, UH46, UH58, UH68 Tongue and Groove All Weather Siding: The NewTechWood US09, UH46, UH58 and UH68 Tongue and Groove All Weather Siding Boards are a wood-plastic manufactured composite product consisting of rice hulls, high-density polyethylene (HDPE), and other processing additives. All boards are manufactured by a co-extrusion process with an integrated shell heat-pressed onto the core of the siding boards in accordance with the approved quality control manual. The boards are fabricated with various dimensions and profiles; see [Table 1](#) and [Figure 1](#) for additional information. The products are available in various colors, profiles and in lengths up to 16 feet (4.88 m). See [Figure 1](#).

3.1.2 Aluminum Attachment Accessories: ASTM B221 6063-T5 aluminum mounting clips (part number AW-08) and continuous extruded aluminum starter strips (part number AW-02) are used to attach the US09 Tongue and Groove All Weather Siding to the building substrate. The AW-08 aluminum mounting clips measure approximately 0.79 x 0.57 x 1.14 inch (20 x 14.5 x 29 mm). The AW-02 aluminum starter strips measure approximately 0.66 x 0.57 inch (16.8 x 14.5 mm) and are available in lengths up to 3feet (0.91 m). See [Figure 2](#).

3.1.3 Spacer: The spacers (part number T-07) are manufactured from EPDM rubber and are used to maintain the board spacing from the building for the final course (see [Figure 2](#)).

3.2 Durability:

When subjected to weathering, and other decaying elements, the US09 Tongue and Groove All Weather Siding. The boards have been evaluated for structural capacity when exposed to temperatures from 20°F to 125°F (-29°C to 52°C).

3.3 Surface-burning Characteristics:

When tested in accordance with ASTM E84, the US09, UH46, UH58 and UH68 Tongue and Groove All Weather Siding Boards are considered to be a Class C finish in accordance with Section 803.1.2 of the 2021 and 2018 IBC (Section 803.1.1 of the 2015 IBC). Additionally, the boards exhibit a flame spread index of no greater than 200 in accordance with Section R302.9.1 of the IRC.

4.0 DESIGN AND INSTALLATION

4.1 General:

Installation of the NewTechWood US09, UH46, UH58 and UH68 Tongue and Groove All Weather Siding Boards must comply with this report and the manufacturer's published installation instructions. The manufacturer's published installation instructions must be available at the jobsite at all times during installation. When the manufacturer's published installation instructions differ from this report, this report governs.

4.2 Design:

The NewTechWood US09, UH46, UH58 and UH68 Tongue and Groove All Weather Siding Boards have been evaluated for the maximum allowable transverse wind load capacities noted in [Table 1](#) when installed in accordance with Section 4.3; other methods of attachment are outside of the scope of this report.

4.3 Installation:

NewTechWood US09, UH46, UH58 and UH68 Tongue and Groove All Weather Siding Boards may be installed in either vertical or horizontal configurations. The boards may be installed directly to the building framing through the exterior sheathing, to furring strips or to other solid building substrates such as concrete masonry (CMU). All siding profiles are installed in the manner described in this section.

A continuous aluminum starter strip (part AW-02) is attached to the building substrate with #8 stainless steel pan head screws spaced a maximum of 15-³/₄ inches (400 mm) on center. The groove on the first course of the selected NewTechWood Tongue and Groove All Weather Siding board is placed over the starter strip. See [Figure 3](#).

The top of the first course and each subsequent course is attached to the building substrate with aluminum clips (part AW-08) and #8 stainless steel pan head screws at a maximum spacing of 15-³/₄ inches (400 mm) on center (see [Figure 3](#)). Each board is locked to one of the AW-08 clips using a single #5 x 1-1/4 inch (31.8mm) stainless steel flat head screw; boards are only locked at a single location to allow for expansion and contraction of the remainder of the board (see [Figure 4](#)).

Prior to placement of the final course, the EPDM spacers (part # T-7) are attached to the substrate using #8 stainless steel pan head screws at a maximum spacing of 15-³/₄ inches (400 mm) on center. The final board is cut to the proper width to match the top or edge of the wall, and the board is fastened directly to the building substrate with a #10 stainless flat head wood screw. The EPDM spacer and wood screw must be placed as shown in [Figure 5](#).

4.3.1 Use on Exterior Walls in Types I, II, III and IV Construction for Wall Heights of 40 Feet or Less in Accordance with 2021 and 2018 IBC Section 1405.1 [2015 IBC Section 1406.2 (Ignition Resistance)]:

The NewTechWood US09, UH46, UH58 and UH68 Tongue and Groove All Weather Siding boards may be used on the exterior side of exterior walls on buildings of Type I, II, III or IV construction when the exterior wall is sheathed with a code compliant sheathing or solid substrate that is permitted for use in Types I-IV construction. The minimum fire separation distance must be 16 feet. The installation of the siding must comply with the applicable requirements in 2021 and 2018 Section 1405.1 (2015 IBC Section 1406.2).

5.0 CONDITIONS OF USE:

The NewTechWood US09, UH46, UH58 and UH68 Tongue and Groove All Weather Siding Boards described in this report comply with, or are suitable alternatives to what is specified in, those codes listed in Section 1.0 of this report, subject to the following conditions:

- 5.1 The US09, UH46, UH58 and UH68 Tongue and Groove All Weather Siding Boards must be backed by a code compliant sheathing or a code compliant solid substrate. The substrate and framing to which the US09, UH46, UH58 and UH68 Tongue and Groove All Weather Siding boards are attached must be designed for the applicable positive and negative wind loads. Design of the substrate and framing must be performed by a registered design professional and is outside the scope of this report.
- 5.2 The fasteners by which the US09, UH46, UH58 and UH68 Tongue and Groove All Weather Siding Boards are attached must be designed for the applicable positive and negative wind loads. Design of the attachment into the substrate (i.e. wood furring strips, sheathing, CMU, etc) must be performed by a registered design professional and is outside of the scope of this report.
- 5.3 A water-resistive barrier must be provided as required by the applicable code. When used in Types I-IV construction, the water-resistive barrier must have a flame spread rating of 25 or less and a smoke developed index of 450 or less in accordance with ASTM E84 or UL723.
- 5.4 US09, UH46, UH58 and UH68 Tongue and Groove All Weather Siding Boards are limited to installations in which the clearance between the siding and earth on the exterior of a building is not less than 6 inches (152 mm) or less than 2 inches (51 mm) vertical from concrete steps, porch slabs, patio slabs and similar horizontal surfaces exposed to the weather in accordance with IBC Section 2304.12.1.5.
- 5.5 Fire resistance rated wall assemblies are outside of the scope of this report.
- 5.6 Compatibility of the supporting construction materials with all fasteners and other hardware components is subject to approval by the code official.
- 5.7 Only those types of fasteners and fastening methods described in this report have been evaluated for the installation of the US09, UH46, UH58 and UH68 Tongue and Groove All Weather Siding Boards; other attachment methods are outside the scope of this report.
- 5.8 The US09, UH46, UH58 and UH68 Tongue and Groove All Weather Siding Boards are produced in Daling, Huidong, Guangdong Province, China, under a quality control program with inspections by ICC-ES.

6.0 EVIDENCE SUBMITTED

Data in accordance with the [ICC-ES Acceptance Criteria for Wood-Plastic Composite Products Used as Exterior Siding \(AC524\)](#), dated June 2021.

7.0 IDENTIFICATION

- 7.1 The NewTechWood US09, UH46, UH58 and UH68 Tongue and Groove All Weather Siding Boards described in this report are identified by a label on each individual piece, or on the packaging, bearing the ICC-ES Evaluation Report number (ESR-3923), the manufacturer's name (NewTechWood) and address, the product name (NewTechWood US09, UH46, UH58 or UH68 boards) and the date of manufacturing. The packaging for the attachment accessories is identified by a label bearing the ICC-ES Evaluation Report number (ESR-3923) and the manufacturer's name (NewTechWood) and address.
- 7.2 The report holder's contact information is the following:

NEWTechWOOD AMERICA, INC.
15912 INTERNATIONAL PLAZA DRIVE
HOUSTON, TEXAS 77032
(281) 570-6450
www.newtechwood.com

TABLE 1 : PRODUCT DIMENSIONS AND ALLOWABLE WIND LOADS

Model	Cross-section Dimensions		Capacity (psf)
	Width (inch)	Thickness (inch)	
US09	5.5	0.5	45
UH46	4.75	1	67
UH58	7.75	1	47
UH68	6.75	1	52

For SI: 1 inch = 25.4 mm; 1 psf = 47.88 Pa

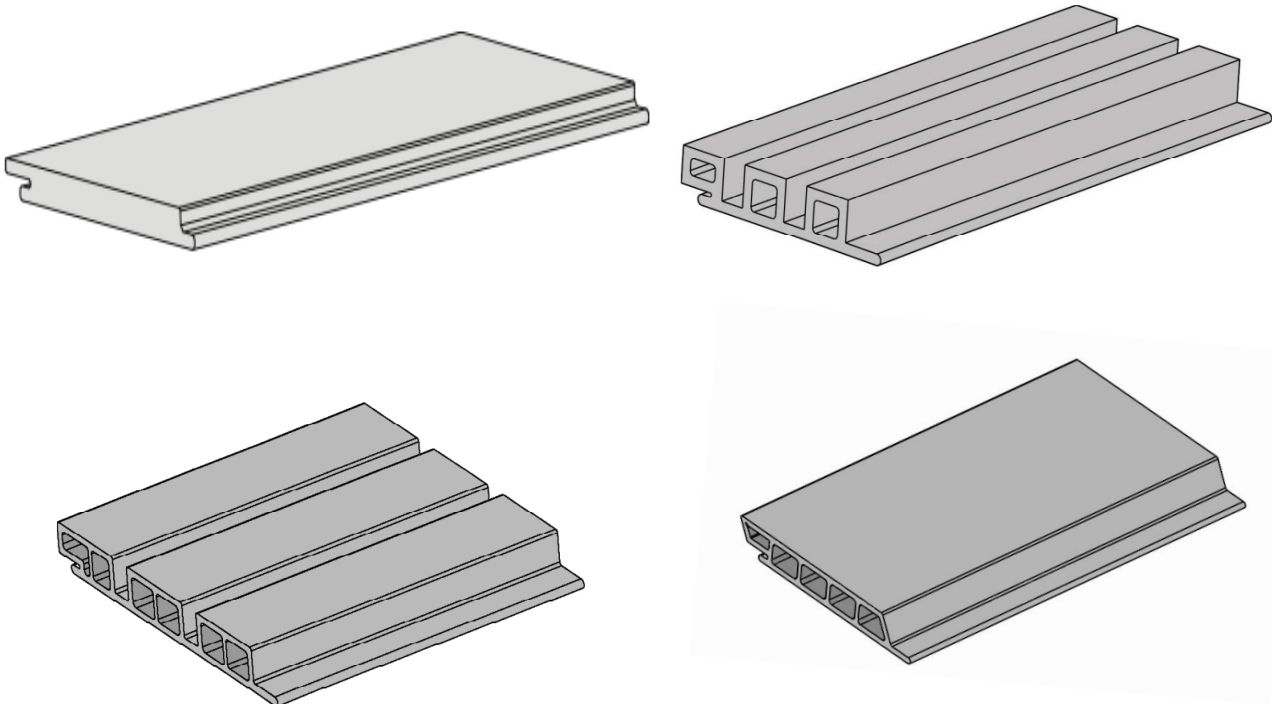


FIGURE 1—US09 (TOP LEFT), UH48 (TOP RIGHT), UH58 (BOTTOM LEFT) AND UH68 (BOTTOM RIGHT) TONGUE AND GROOVE ALL WEATHER SIDING BOARDS




FIGURE 2—FROM LEFT TO RIGHT: AW-02 STARTER STRIP; AW-08 CLIP; T-07 EPDM SPACER

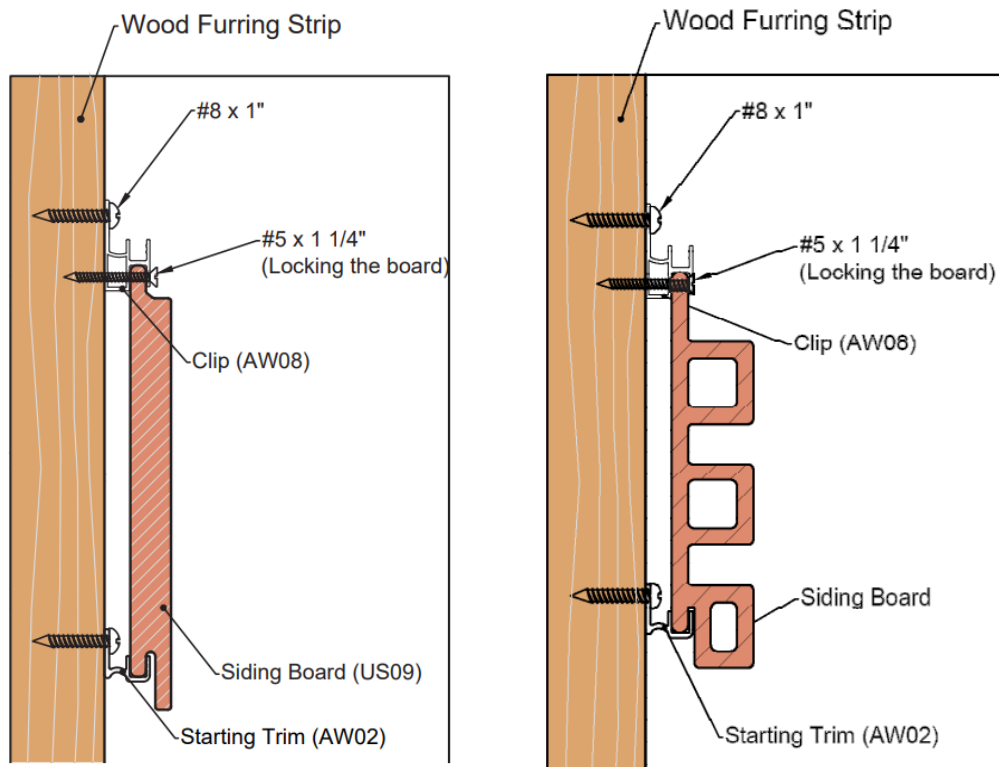


FIGURE 3—ALUMINUM STARTER STRIP AND ALUMINUM CLIP INSTALLATION DETAIL FOR US09 BOARDS (LEFT) AND UH48, UH58 AND UH68 BOARDS (RIGHT)

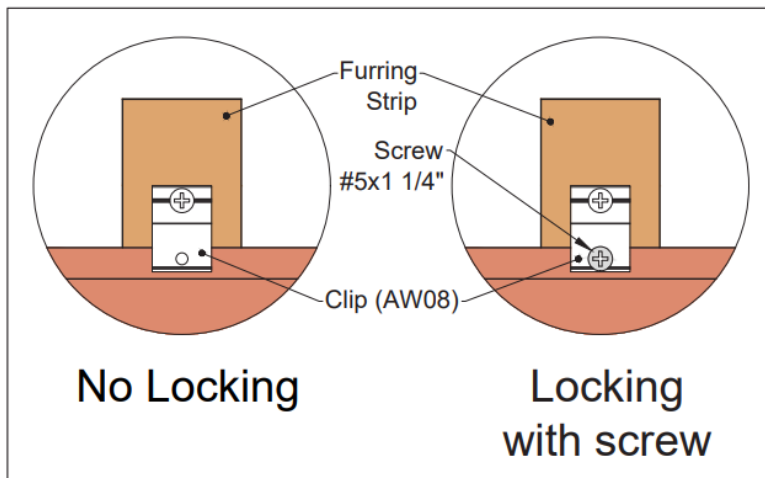


FIGURE 4—BOARD LOCKING DETAIL (EACH BOARD LOCKED AT A SINGLE LOCATION)

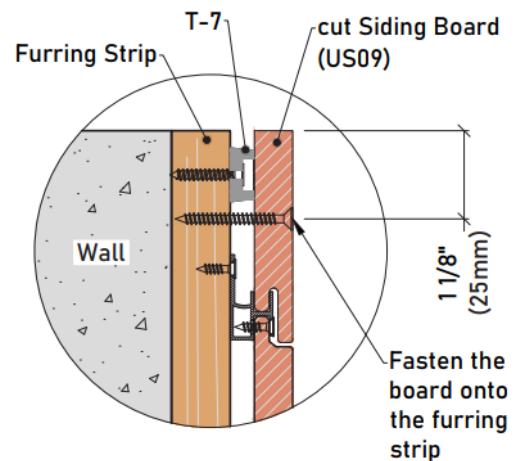


FIGURE 5—INSTALLATION DETAIL FOR FINAL BOARD

DIVISION: 07 00 00—METALS

Section: 07 46 33—Plastic Siding

REPORT HOLDER:

NEWTECHWOOD AMERICA, INC.

EVALUATION SUBJECT:

NEWTECHWOOD US09, UH46, UH58 AND UH68 TONGUE AND GROOVE ALL WEATHER SIDING BOARDS

1.0 REPORT PURPOSE AND SCOPE

Purpose:

The purpose of this evaluation report supplement is to indicate that the NewTechWood US09, UH46, UH58 and UH68 Tongue and Groove All Weather Siding Boards, described in ICC-ES evaluation report ESR-3923, have also been evaluated for compliance with the code(s) noted below.

Applicable code edition(s):

- 2022 California Building Code (CBC)

For evaluation of applicable Chapters adopted by the California Office of Statewide Health Planning and Development (OSHPD) AKA: California Department of Health Care Access and Information (HCAI) and the Division of State Architect (DSA), see Sections 2.1.1 and 2.1.2 below.

- 2022 California Residential Code (CRC)

2.0 CONCLUSIONS

2.1 CBC:

The NewTechWood US09, UH46, UH58 and UH68 Tongue and Groove All Weather Siding Boards, described in Sections 2.0 through 7.0 of the evaluation report ESR-3923, comply with CBC Chapters 8 and 14, provided the design and installation are in accordance with the 2021 *International Building Code*® (IBC) provisions noted in the evaluation report and the additional requirements of the CBC.

2.1.1 OSHPD:

The applicable OSHPD Sections and Chapters of the CBC are beyond the scope of this supplement.

2.1.2 DSA:

The applicable DSA Sections and Chapters of the CBC are beyond the scope of this supplement.

2.2 CRC:

The NewTechWood US09, UH46, UH58 and UH68 Tongue and Groove All Weather Siding Boards, described in Sections 2.0 through 7.0 of the evaluation report ESR-3923, comply with CRC Chapter 7, provided the design and installation are in accordance with the 2021 *International Residential Code*® (IRC) provisions noted in the evaluation report and the additional requirements of CRC.

This supplement expires concurrently with the evaluation report, reissued May 2025.