

# ICC-ES Evaluation Report

ESR-2484

Reissued November 2024

This report also contains:

Revised February 2025


- [City of LA Supplement](#)

Subject to renewal November 2026

- [CA Supplement](#)

ICC-ES Evaluation Reports are not to be construed as representing aesthetics or any other attributes not specifically addressed, nor are they to be construed as an endorsement of the subject of the report or a recommendation for its use. There is no warranty by ICC Evaluation Service, LLC, express or implied, as to any finding or other matter in this report, or as to any product covered by the report.

Copyright © 2025 ICC Evaluation Service, LLC. All rights reserved.

<b>DIVISION: 07 00 00— THERMAL AND MOISTURE PROTECTION</b>  <b>Section: 07 72 27— Eave Vents</b>	<b>REPORT HOLDER:</b>  <b>DCI PRODUCTS</b>	<b>EVALUATION SUBJECT:</b>  <b>SMARTVENT CONTINUOUS ATTIC INTAKE VENT (UNDER SHINGLE)</b>	
--	--	---	---

## 1.0 EVALUATION SCOPE

Compliance with the following codes:

- 2021, 2018, 2015, 2012, and 2009 [International Building Code® \(IBC\)](#)
- 2021, 2018, 2015, 2012, and 2009 [International Residential Code® \(IRC\)](#)
- 2013 *Abu Dhabi International Building Code (ADIBC)*<sup>†</sup>

<sup>†</sup>The ADIBC is based on the 2009 IBC. 2009 IBC code sections referenced in this report are the same sections in the ADIBC.

Properties evaluated:

- Ventilation of attic spaces
- Weather resistance
- Wind uplift resistance

## 2.0 USES

The SmartVent Continuous Attic Intake Vents are used to provide required attic ventilation in accordance with IBC Section 1202.2 (2015, 2012 and 2009 IBC Section 1203.2) or IRC Section R806 when installed in conjunction with ridge vents to provide natural ventilation of enclosed attic and rafter spaces. The vents are intended for installation with asphalt shingle, cedar, slate, cement tile, clay tile and metal shingle roof coverings.

## 3.0 DESCRIPTION

### 3.1 General:

SmartVent is <sup>3</sup>/<sub>4</sub> inch thick (19 mm) at the leading edge with factory-applied weather guard fabric, and tapers to <sup>5</sup>/<sub>32</sub> inch thick (4.0 mm) within the 10.5-inch (267 mm) width of the product. SmartVent has descending strips from 4-ply to 3-ply to 2-ply to 1-ply, creating the tapered effect of the finished 3-foot (914 mm) lengths. There are air spaces with a width of approximately 1<sup>1</sup>/<sub>4</sub> inches (31.8 mm) between the strips to allow airflow to travel in all directions. Smart Vent allows a net-free ventilation area (NFVA) of 8.9 square inches per linear foot (57 cm<sup>2</sup>/305 mm).

### 3.2 Material:

SmartVent is constructed of corrugated polyethylene plastic and is classified as CC2 plastic under IBC Section 2606.4. The weather guard fabric is made of a nylon/polyester mixture.

## 4.0 DESIGN AND INSTALLATION

### 4.1 Design:

The required ventilation area must be determined, and sufficient length of SmartVents must be installed to provide adequate ventilation in accordance with IBC Section 1202.2 (2015, 2012 and 2009 IBC Section 1203.2) and IRC Section R806.

### 4.2 Wind Resistance:

Under the 2021 IBC and 2018 IBC, SmartVent Continuous Attic Intake Vents can be installed on buildings in areas having a maximum basic wind speed of 130 miles per hour (209 km/h), on structures having a maximum mean roof height of 40 feet (12.2 m) in Exposure D areas.

Under the 2015 IBC, 2018 IRC and 2015 IRC and 2012 IBC, SmartVent Continuous Attic Intake Vents can be installed on buildings in areas having a maximum ultimate design wind speed of 130 miles per hour (209 km/h), on structures having a maximum mean roof height of 40 feet (12.2 m) in Exposure D areas.

Under the 2009 IBC, 2012 IRC and 2009 IRC, SmartVent Continuous Attic Intake Vents can be installed on buildings in areas having a maximum basic wind speed of 100 miles per hour (160 km/h), on structures having a maximum mean roof height of 40 feet (12.2 m) in Exposure D areas.

### 4.3 Installation:

The roof slope must be a minimum of 4:12 (33 percent slope). SmartVent must be installed in the lower portion of the roof as close as practical to the eaves. Ridge vents or other approved exhaust vent products must be installed in the upper portion of the space being ventilated. There must be nothing within the attic rafter spaces that blocks the free flow of air from eave to ridge.

A 1-inch-wide (25 mm) slit must be cut into the roof deck sheathing at 6 to 7 inches (152 mm to 178 mm) from the drip edge or lift edge of the SmartVent. The 10<sup>1</sup>/<sub>2</sub>-inch-by-3-foot pieces are laid in line to form a continuous vent. For installation in association with roof coverings that are required by the code to be classified, see Section 5.3. The end piece of SmartVent, along the gable end, must be wrapped with fabric and installed in accordance with the manufacturer's published installation instructions. SmartVent must be nailed every 11 inches (305 mm), with galvanized or stainless steel nails having a minimum shank diameter of 0.12 inch (3.1 mm) and head diameter of <sup>3</sup>/<sub>8</sub> inch (9.5 mm). The nails are driven along the nail line starting at the beginning edge and matching the nails at the top of the SmartVent. The nails must penetrate <sup>3</sup>/<sub>4</sub> inch (19.1 mm) into the roof sheathing or through the sheathing, whichever is less. After the SmartVent is installed, underlayment meeting the requirements of Section 1507.1.1 (2015, 2012 and 2009 IBC Section 1507.2.8) of the IBC or Section R905.2.3 of the IRC, as applicable, must be laid on top. The roof is then shingled in accordance with the roof covering manufacturer's requirements using fasteners with increased length to provide the minimum fastener penetration. The first shingle course overlaying the SmartVent must extend approximately <sup>3</sup>/<sub>4</sub> inch (19.1 mm) beyond the lift edge of the SmartVent.

## 5.0 CONDITIONS OF USE:

The SmartVent Continuous Attic Intake Vents described in this report comply with, or are suitable alternatives to what is specified in, those codes listed in Section 1.0 of this report, subject to the following conditions:

- 5.1 The vents are installed in accordance with this report and the manufacturer's published instructions. The manufacturer's published installation instructions must be available on the jobsite at all times during installation. In the event of a conflict between the manufacturer's published installation instructions and this report, this report governs.
- 5.2 Use of SmartVent Continuous Attic Intake Vents is not permitted in Groups H, I-2 and I-3 occupancies.
- 5.3 For installation with roof coverings that are required by the applicable code to be classified, all of the following conditions apply:
  - 5.3.1 SmartVent use is limited to buildings where roofs are not required to have a fire-resistance rating, unless the buildings are equipped throughout with an automatic sprinkler system in accordance with IBC Section 903.3.1.1.
  - 5.3.2 The maximum area of continuous aggregate attic vents must not exceed 100 ft<sup>2</sup> (9.29 m<sup>2</sup>) and the aggregate area of the vents and any light-transmitting roof panels is limited to 25 percent of the floor area of the room or space served.
  - 5.3.3 Individual continuous attic vents must be separated from each other and from any light-transmitting roof panels by a distance of not less than 4 feet (1220 mm) measured in the horizontal plane, unless the building is equipped throughout with an automatic sprinkler system in accordance with IBC Section 903.3.1.1.

- 5.3.4 Attic vents must not be installed within 6 feet (1830 mm) of any exterior wall in accordance with IBC Section 2609.3 where exterior wall openings are required to be protected in accordance with IBC Section 705.9 (2021, 2018, 2015 and 2009 IBC Section 705.8).
- 5.4 Where roof diaphragm continuity is affected by the installation of continuous vents, roof diaphragm nailing requirements must be addressed in accordance with the applicable code and vent installation must be approved by the code official.
- 5.5 Attic vents are limited to installation on roofs having a minimum slope of 4:12 (33 percent slope).
- 5.6 SmartVents must be covered with roof coverings that comply with the requirements of the applicable code.

## 6.0 EVIDENCE SUBMITTED

Data in accordance with the [ICC-ES Acceptance Criteria for Attic Vents \(AC132\)](#), dated February 2010 (editorially revised July 2021).

## 7.0 IDENTIFICATION

- 7.1 The ICC-ES mark of conformity, electronic labeling, or the evaluation report number (ICC-ES ESR-2484) along with the name, registered trademark, or registered logo of the report holder [DCI Products] must be included in the product label or be on the packaging.
- 7.2 In addition, packaging for the SmartVent Continuous Attic Intake Vents described in this report bears the manufacturer's name (DCI Products) and address, the product description, the evaluation report number (ESR-2484) and directions for use of the product. Each individual vent is identified with the DCI Products name, the ICC-ES evaluation report number (ESR-2484) and the net-free ventilation area (8.9 in<sup>2</sup>/ft).
- 7.3 The report holder's contact information is the following:

**DCI PRODUCTS**  
**415 SOUTH PENN STREET**  
**CLIFTON INDUSTRIAL CENTER**  
**CLIFTON HEIGHTS, PENNSYLVANIA 19018**  
**(610) 622-4455**  
[www.dciproducts.com](http://www.dciproducts.com)  
[info@dciproducts.com](mailto:info@dciproducts.com)

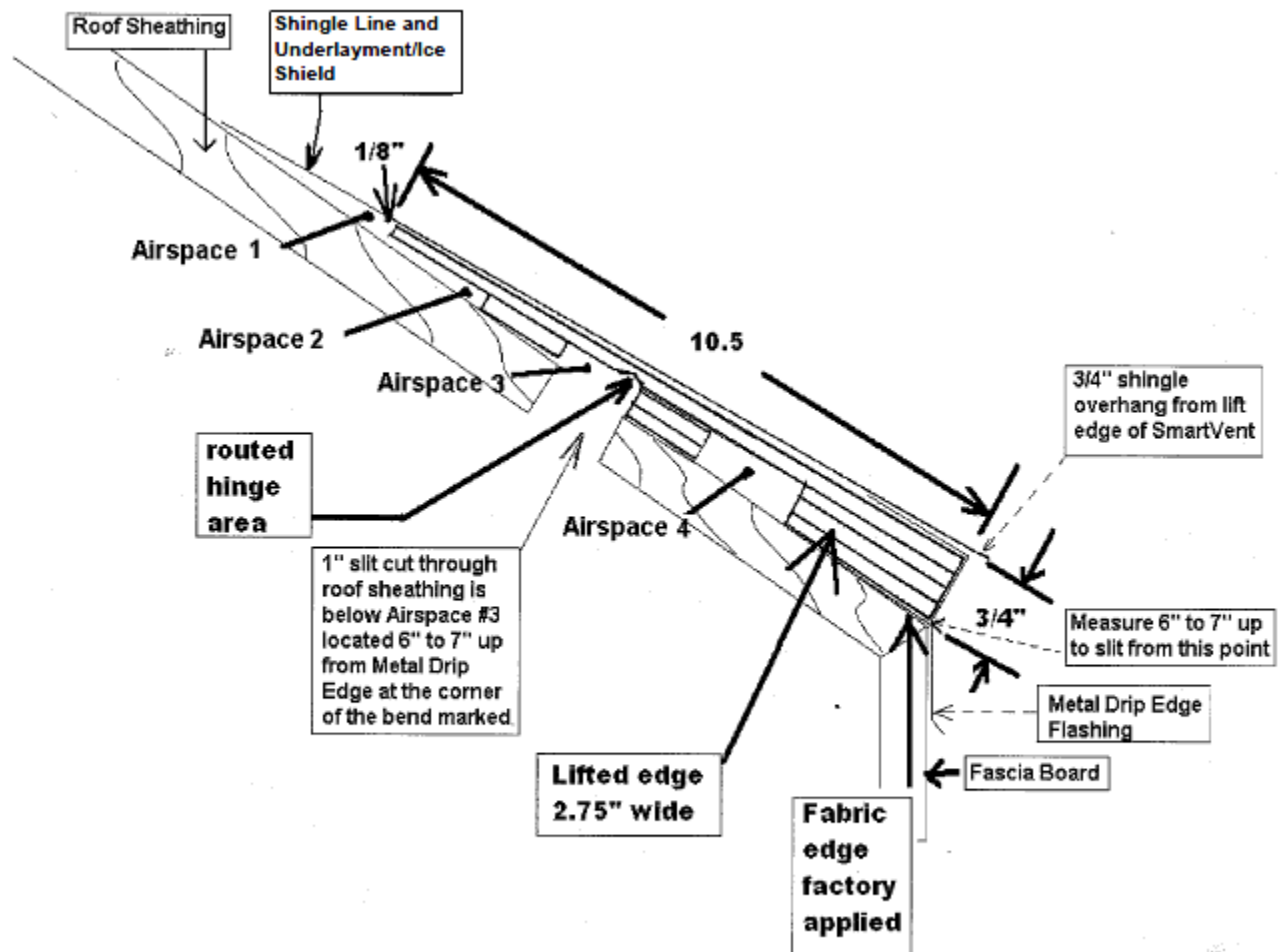


FIGURE 1—SMARTVENT CROSS SECTION

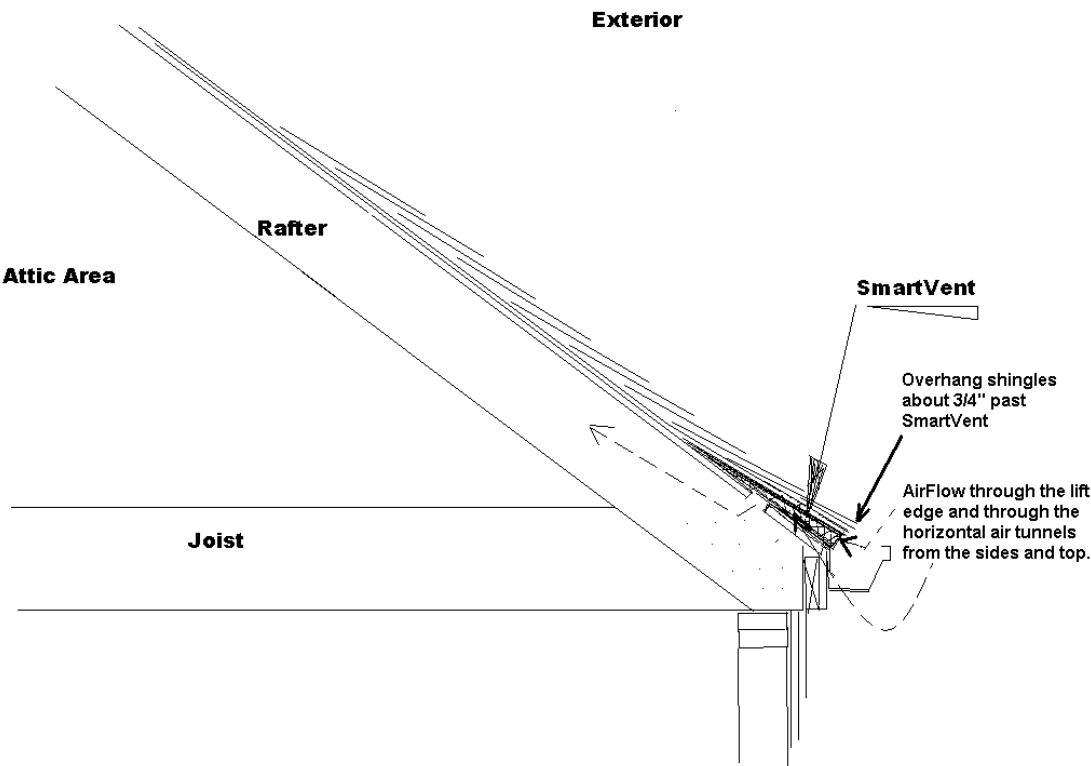


FIGURE 2—SMARTVENT INSTALLED AT EAVE/RAKE EDGE

DIVISION: 07 00 00—THERMAL AND MOISTURE PROTECTION  
Section: 07 72 27—Eave Vents

**REPORT HOLDER:****DCI PRODUCTS****EVALUATION SUBJECT:****SMARTVENT CONTINUOUS ATTIC INTAKE VENT (UNDER SHINGLE)****1.0 REPORT PURPOSE AND SCOPE****Purpose:**

The purpose of this evaluation report supplement is to indicate that SmartVent Continuous Attic Intake Vents, described in ICC-ES evaluation report [ESR-2484](#), have also been evaluated for compliance with the codes noted below as adopted by the Los Angeles Department of Building and Safety (LADBS).

**Applicable code editions:**

- 2023 *City of Los Angeles Building Code* ([LABC](#))
- 2023 *City of Los Angeles Residential Code* ([LARC](#))

**2.0 CONCLUSIONS**

The SmartVent Continuous Attic Intake Vents, described in Sections 2.0 through 7.0 of the evaluation report [ESR-2484](#), comply with the LABC Sections 1202.2 and 1202.2.2, and the LARC Section R806, and are subject to the conditions of use described in this supplement.

**3.0 CONDITIONS OF USE**

The SmartVent Continuous Attic Intake Vents described in this evaluation report supplement must comply with all of the following conditions:

- All applicable sections in the evaluation report [ESR-2484](#).
- The design, installation, conditions of use and identification of the SmartVent Continuous Attic Intake Vents are in accordance with the 2021 *International Building Code*® (IBC) and 2021 *International Residential Code*® (IRC) provisions, as applicable, noted in the evaluation report [ESR-2484](#).
- The design, installation and inspection are in accordance with additional requirements of LABC Chapter 12 and LARC Section R806, as applicable.

This supplement expires concurrently with the evaluation report, reissued November 2024 and revised February 2025.

# ICC-ES Evaluation Report

# ESR-2484 CA Supplement

Issued November 2024

Revised February 2025

*This report is subject to renewal November 2026.*

[www.icc-es.org](http://www.icc-es.org) | (800) 423-6587 | (562) 699-0543

A Subsidiary of the International Code Council®

**DIVISION: 07 00 00—THERMAL AND MOISTURE PROTECTION**  
**Section: 07 72 27—Eave Vents**

## REPORT HOLDER:

DCI PRODUCTS

## EVALUATION SUBJECT:

**SMARTVENT CONTINUOUS ATTIC INTAKE VENT (UNDER SHINGLE)**

### 1.0 REPORT PURPOSE AND SCOPE

#### Purpose:

The purpose of this evaluation report supplement is to indicate that SmartVent Continuous Attic Intake Vents, described in ICC-ES evaluation report ESR-2484, has/have also been evaluated for compliance with the codes noted below.

#### Applicable code editions:

- 2022 California Building Code (CBC)

For evaluation of applicable Chapters adopted by the California Office of Statewide Health Planning and Development (OSHPD) AKA: California Department of Health Care Access and Information (HCAI) and the Division of State Architect (DSA), see Sections 2.1.1 and 2.1.2 below.

- 2022 California Residential Code (CRC)

### 2.0 CONCLUSIONS

#### 2.1 CBC:

The SmartVent Continuous Attic Intake Vents, described in Sections 2.0 through 7.0 of the evaluation report ESR-2484, comply with CBC Chapter 12, provided the design and installation are in accordance with the 2021 *International Building Code*® (IBC) provisions noted in the evaluation report and the additional requirements of CBC Chapter 12, as applicable.

The products have not been evaluated under CBC Chapter 7A for use in the exterior design and construction of new buildings located in a Fire Hazard Severity Zone within State Responsibility Areas or any Wildland–Urban Interface Fire Area.

**2.1.1 OSHPD:** The applicable OSHPD Sections and Chapters of the CBC are beyond the scope of this supplement.

**2.1.2 DSA:** The applicable DSA Sections and Chapters of the CBC are beyond the scope of this supplement.

#### 2.2 CRC:

The SmartVent Continuous Attic Intake Vents, described in Sections 2.0 through 7.0 of the evaluation report ESR-2484, comply with CRC Section R806, provided the design and installation are in accordance with the 2021 *International Residential Code*® (IRC) provisions noted in the evaluation report and the additional requirements of CRC Section R806, as applicable.

The products have not been evaluated under CRC Section R337 for use in the exterior design and construction of new buildings located in a Fire Hazard Severity Zone within State Responsibility Areas or any Wildland–Urban Interface Fire Area.

The products recognized in this supplement have not been evaluated for compliance with the *International Wildland–Urban Interface Code*® (IWUIC).

This supplement expires concurrently with the evaluation report, reissued November 2024 and revised February 2025.