



ICC-ES Listing Report ESL-1491

Reissued November 2024

This listing is subject to renewal in November 2025.

CSI: DIVISION: 07 00 00—THERMAL AND MOISTURE PROTECTION
Section: 07 41 13—Metal Roof Panels

Product Certification System:

The ICC-ES product-certification system includes evaluating reports of tests of standard manufactured product, prepared by accredited testing laboratories and provided by the listee, to verify compliance with applicable codes and standards. The system also involves factory inspections, and assessment and surveillance of the listee's quality system.

Products: CUSTOM-BILT STANDING SEAM METAL ROOF PANELS: CB-150 AND SL-1750

Listee: CUSTOM-BILT METALS

Evaluation: The CB-150 and SL-1750 standing seam metal roof panels are roll-formed from sheet steel complying with ASTM A792, with an AZ50 class, aluminum–zinc alloy coating. The coated metal thickness is minimum No. 24 gage [0.024 inch (0.61 mm)]. See Figures 1 and 3 for panel profiles and Figures 2 and 4 for anchor clips. Details of the roofing panels are as follows:

- **CB-150:** The panels are 12- or 16-inches-wide (305 or 406 mm), with 1¹/₂-inch-high (38 mm) mechanically locking seams
- **SL-1750:** The panels are 14- or 18-inches-wide (356 or 457 mm), with 1³/₄-inch-high (44 mm) snap-locking seams

The CB-150 and SL-1750 standing seam metal roof panels were evaluated when tested in accordance with the following standards:

- ASTM E108 (-17 and -16), Standard Test Methods for Fire Tests of Roof Coverings, ASTM International.

Findings: The CB-150 and SL-1750 standing seam metal roof panels, when installed as described in the Installation section with one layer of ASTM D226 Type II underlayment and two layers of GAF Versashield® Fire-Resistant Roof Deck Protection (ESR-2053), are Class A roof assemblies. The roof assemblies are based on testing in accordance with ASTM E108, as referenced in the applicable sections of the following code editions below:

- 2021 and 2018 *International Building Code*®
Applicable Section: 1505.1
- 2021 and 2018 *International Residential Code*®
Applicable Section: R902.1

Identification:

1. Pallets of the standing seam metal roof panels bear the name and address of the manufacturer (Custom-Bilt Metals), the product name, the material type and gage, the ICC-ES evaluation report number (ESR-2048) and / or ICC-ES listing number (ESL-1491), and when applicable, the ICC-ES listing mark.

2. The report holder's contact information is the following:

CUSTOM-BILT METALS
1333 CORPORATE DRIVE, SUITE 103
IRVING, TEXAS 75038
(888) 875-8484
www.custombiltmetals.com
info@custombiltmetals.com

Installation: The products must be installed in accordance with Custom-Bilt Metals published installation instructions and applicable codes.

The panels must be installed on roofs with minimum slopes of 2:12 (17percent slope). For roof slopes less than 2:12 (17 percent slope), the panels are considered decorative and must be installed over a roof-covering system complying with the applicable code, subject to code official approval.

The panels must be installed with the anchor clips shown in Figure 2 (CB-150 Anchor Clip) or Figure 4 (SL-1750 Anchor Clip), over one layer of ASTM D226 Type II underlayment and two layers of GAF Versashield® Fire-Resistant Roof Deck Protection (ESR-2053), directly on solid or closely fitted minimum 15/32-inch-thick (11.9 mm) plywood, on solid or closely fitted wood structural panel sheathing or on lumber sheathing complying with the applicable code. Fasteners for attaching the anchor clips to the sheathing must be corrosion-resistant screws of sufficient length to penetrate into the sheathing a minimum of $\frac{3}{4}$ inch (19 mm) or through the thickness of the sheathing, whichever is less.

Conditions of listing:

1. Additional attributes and their applications can be found in the ICC-ES Evaluation Report, ESR-2048.
2. The listing report addresses only conformance with the standards and code sections noted above.
3. Approval of the product's use is the sole responsibility of the local code official.
4. The listing report applies only to the materials tested and as submitted for review by ICC-ES.
5. The panels are manufactured in McClellan, California under a quality control program with inspections by ICC-ES.

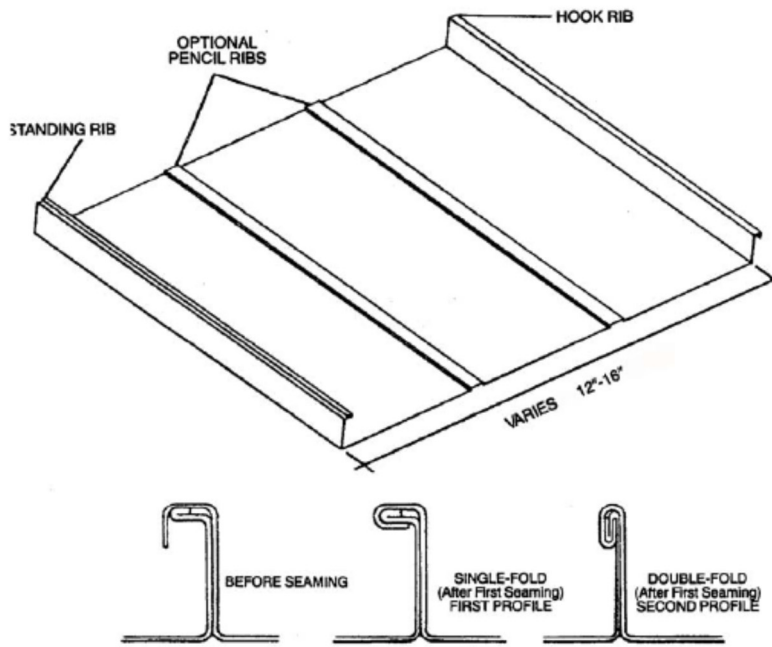


FIGURE 1—CB-150 PANEL
For SI: 1 inch = 25.4 mm

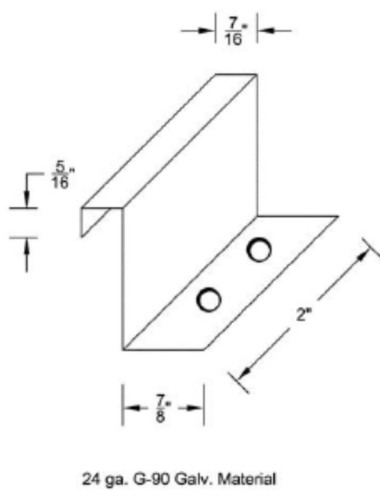


FIGURE 2—CB-150 ANCHOR CLIP
For SI: 1 inch = 25.4 mm

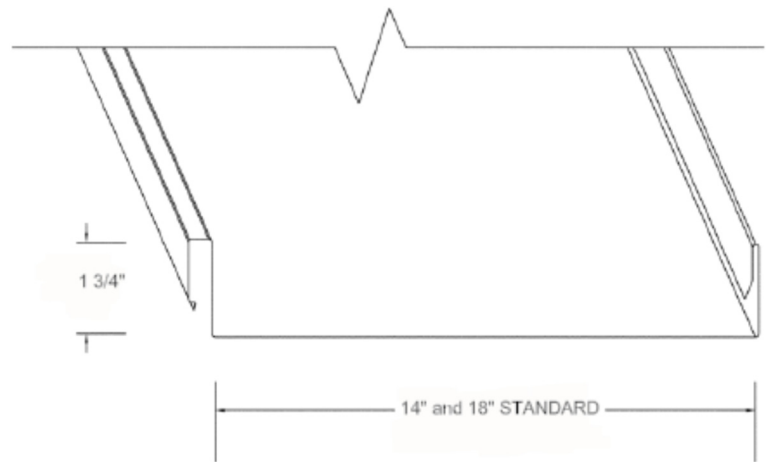


FIGURE 3—SL-1750 PANEL
For SI: 1 inch = 25.4 mm

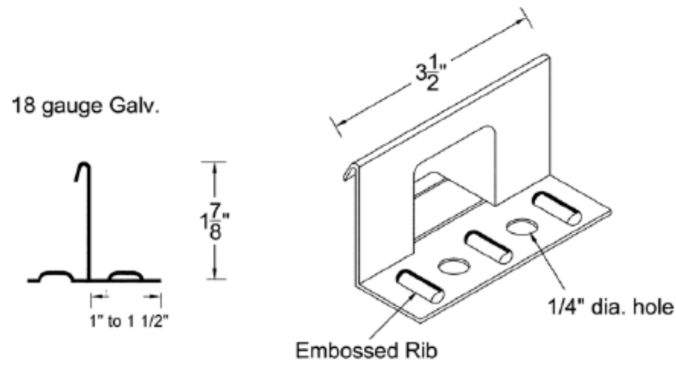


FIGURE 4—SL-1750 ANCHOR CLIP
For SI: 1 inch = 25.4 mm