



ICC-ES Listing Report ESL-1262

Reissued November 2023

This listing is subject to renewal in November 2024.

CSI: DIVISION: 05 00 00—METALS
Section: 05 05 23—Metal Fastenings

DIVISION: 09 00 00—FINISHES
Section: 09 22 16.23—Fasteners

Product Certification System:

The ICC-ES product-certification system includes evaluating reports of tests of standard manufactured product, prepared by accredited testing laboratories and provided by the listee, to verify compliance with applicable codes and standards. The system also involves factory inspections, and assessment and surveillance of the listee's quality system.

Products: PRO-TWIST CONSTRUCTION FASTENERS

See Table 1 for applicable part numbers. See Figures 1 through 3 for depictions of the products.

Listee: PRIMESOURCE BUILDING PRODUCTS, INC.

Evaluation: The Pro-Twist Construction Fasteners are self-drilling tapping screws having a Phillips Bugle Head or Phillips Wafer Head. The screws are manufactured from carbon steel wire conforming to ASTM A510 Grade C1018 to C1022 and are heat treated and case hardened. The screws have an electroplated zinc coating, phosphate coating or proprietary corrosion resistant coating identified as PrimeGuard Plus (PGP). The screws were evaluated for compliance with the following standards:

- ASTM C954-15, ASTM C954-11, and ASTM C954-07, Specification for Steel Drill Screws for the Application of Gypsum Panel Products or Metal Plaster Bases to Steel Studs from 0.033 inch (0.84 mm) to 0.112 inch (2.84 mm) in Thickness, ASTM International.

Findings: Pro-Twist Construction Fasteners have met the physical and performance requirements of ASTM C954, when tested in accordance with Sections 5 and 6 of ASTM C954, respectively. See Table 1 for screw descriptions including sizes, head styles, point styles, drilling capacities and finishes for the screws. The screws comply with ASTM C954 for use in fastening gypsum board to cold-formed steel framing 0.033 inch to 0.112 inch (0.80 to 2.8 mm) thick. Compliance with ASTM C954 is required by the following code sections:

- 2018 *International Building Code*® (IBC)
Applicable Sections: 2211 and 2506
 - Referenced Standard AISI S240 (as referenced in IBC Section 2211)
Applicable Sections: B1.5.1.4, B5.2.2.3.4
 - Referenced Standard AISI S400 (as referenced in IBC Section 2211)
Applicable Sections: E5.4.1.1, E6.4.1.1
- 2015 and 2012 *International Building Code*® (IBC)
Applicable Sections: 2211 and 2506
 - Referenced Standard AISI S213 (referenced in IBC Section 2211.6)
Applicable Section: C2.2.3
- 2018 and 2015 *International Residential Code*® (IRC)
Applicable Sections: R505.2.5, R603.2.5, R702.3.5.1, R804.2.5

- 2012 *International Residential Code*® (IRC)
Applicable Sections: R505.2.4, R603.2.4, R702.3.6, R804.2.4
- 2020 *City of Los Angeles Building Code* (LABC)
Applicable Sections: 2211 and 2506
 - Referenced Standard AISI S240 (as referenced in LABC Section 2211)
Applicable Sections: B1.5.1.4, B5.2.2.3.4
 - Referenced Standard AISI S400 (as referenced in LABC Section 2211)
Applicable Sections: E5.4.1.1, E6.4.1.1
- 2020 *City of Los Angeles Residential Code* (LARC)
Applicable Section: R505.2.5, R603.2.5, R702.3.5.1, and R804.2.5
- 2020 *Florida Building Code*® (FBC) - *Building*
Applicable Sections: 2211 and 2506
 - Referenced Standard AISI S400 (referenced in FBC – Building, Section 2211.1.1)
Applicable Section: E6.4.1.1
- 2017 *Florida Building Code*® (FBC) - *Building*
Applicable Sections: 2211 and 2506
 - Referenced Standard AISI S213 (referenced in FBC – Building, Section 2211.6)
Applicable Section: C2.2.3
- 2020 *Florida Building Code*® (FBC) - *Residential*
Applicable Sections: R505, R603, R702.3.5.1, and R804
 - Referenced Standard AISI S230 (referenced in FBC – Building, Sections R505.1, R603.1, and R804.1)
Applicable Section: Commentary - B1.
- 2017 *Florida Building Code*® (FBC) - *Residential*
Applicable Sections: R505.2.5, R603.2.5, R702.3.5.1, R804.2.5

Identification:

1. The Pro-Twist Construction Fasteners are marked with a 'P' and a 'T' on the top surface of the screw head, as shown in Figures 1 through 3. Packages of Pro-Twist Construction Fasteners are identified with the listee's name (PrimeSource), part number, screw size and length, finish, and the listing report number (ESL-1262).
2. The report holder's contact information is the following:

PRIMESOURCE BUILDING PRODUCTS, INC.
1321 GREENWAY DRIVE
IRVING, TEXAS 75038
(562) 404-5416
www.pro-twist.com

Installation: The Pro-Twist Construction Fasteners must be installed in accordance with the listee's published installation instructions and the applicable codes.

The screws must be installed perpendicular to the work surface, using a screw driving tool with a depth-sensitive nosepiece and a maximum speed of 2,500 rpm. The screw must penetrate through the supporting steel with a minimum of three threads protruding past the back side of the supporting steel.

Conditions of listing:

1. The listing addresses only conformance with the standards and code sections noted above.
2. Approval of the product's use is the sole responsibility of the local code official.
3. The listing applies only to the Pro-Twist Construction Fasteners identified in Table 1.
4. The Pro-Twist Construction Fasteners are manufactured under a quality control program with inspections by ICC-ES.

TABLE 1—PRO-TWIST™ C954 SCREWS

PART NUMBER	DESCRIPTION ¹ (Nominal size- tpi × length)	SCREW DIAMETER (inch)	HEAD DIAMETER (inch)	HEAD STYLE	DRILL POINT	COATING ³	DRILLING CAPACITY (inch)
SD100	6-20 X 1	0.138	0.325	Bugle	TEK PT/2	Black Phosphate	0.033-0.112
SDZ100	6-20 X 1	0.138	0.325	Bugle	TEK PT/2	Zinc	0.033-0.112
SD118	6-20 X 1 ¹ / ₈	0.138	0.325	Bugle	TEK PT/2	Black Phosphate	0.033-0.112
SDZ118	6-20 X 1 ¹ / ₈	0.138	0.325	Bugle	TEK PT/2	Zinc	0.033-0.112
SD114	6-20 X 1 ¹ / ₄	0.138	0.325	Bugle	TEK PT/2	Black Phosphate	0.033-0.112
SDZ114	6-20 X 1 ¹ / ₄	0.138	0.325	Bugle	TEK PT/2	Zinc	0.033-0.112
SD114PGP	6-20 X 1 ¹ / ₄	0.138	0.325	Bugle	TEK PT/2	PGP	0.033-0.112
SD158	6-20 X 1 ⁵ / ₈	0.138	0.325	Bugle	TEK PT/2	Black Phosphate	0.033-0.112
SDZ158	6-20 X 1 ⁵ / ₈	0.138	0.325	Bugle	TEK PT/2	Zinc	0.033-0.112
SD158PGP	6-20 X 1 ⁵ / ₈	0.138	0.325	Bugle	TEK PT/2	PGP	0.033-0.112
SD178	6-20 X 1 ⁷ / ₈	0.138	0.325	Bugle	TEK PT/2	Black Phosphate	0.033-0.112
SDZ178	6-20 X 1 ⁷ / ₈	0.138	0.325	Bugle	TEK PT/2	Zinc	0.033-0.112
SD178PGP	6-20 X 1 ⁷ / ₈	0.138	0.325	Bugle	TEK PT/2	PGP	0.033-0.112
SD238	8-18 X 2 ³ / ₈	0.164	0.325	Bugle	TEK PT/2	Black Phosphate	0.033-0.112
SDZ238	8-18 X 2 ³ / ₈	0.164	0.325	Bugle	TEK PT/2	Zinc	0.033-0.112
SD258	8-18 X 2 ⁵ / ₈	0.164	0.325	Bugle	TEK PT/2	Black Phosphate	0.033-0.112
SDZ258	8-18 X 2 ⁵ / ₈	0.164	0.325	Bugle	TEK PT/2	Zinc	0.033-0.112
SD300	8-18 X 3	0.164	0.325	Bugle	TEK PT/2	Black Phosphate	0.033-0.112
SDZ300	8-18 X 3	0.164	0.325	Bugle	TEK PT/2	Zinc	0.033-0.112
CBD114	8-18 X 1 ¹ / ₄	0.164	0.402	Wafer	TEK PT/2	PGP	0.033-0.112
CBD158	8-18 X 1 ⁵ / ₈	0.164	0.402	Wafer	TEK PT/2	PGP	0.033-0.112
PWD1034P	10-24 X ³ / ₄	0.190	0.472	Wafer	TEK PT/3	PGP	0.110-0.175
PWD10100P	10-24 X 1	0.190	0.472	Wafer	TEK PT/3	PGP	0.110-0.175
PWD10114P	10-24 X 1 ¹ / ₄	0.190	0.472	Wafer	TEK PT/3	PGP	0.110-0.175
PWD10112P	10-24 X 1 ¹ / ₂	0.190	0.472	Wafer	TEK PT/3	PGP	0.110-0.175

For SI: 1 inch = 25.4 mm.

¹tpi = threads per inch

²Length of load-bearing area is the length of the screw minus the distance from the point to the third full thread.

³PGP = PrimeGuard Plus

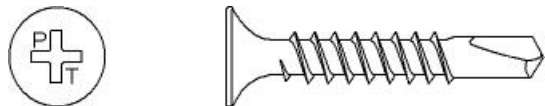


FIGURE 1—SD AND SDZ BUGLE HEAD SCREW

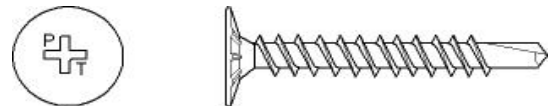


FIGURE 2—CBD WAFER HEAD SCREW

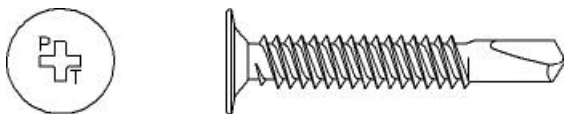


FIGURE 3—PWD WAFER HEAD SCREW